

SQ-4 ND YAG LASER

Tattoo Removal

Pigment Removal

Skin Rejuvenation



Therapy Principle

Therapy of epidermis and dermis pigmentation

Utilizing the explosive effect of the Nd: YAG laser, the laser permeate the epidermis into the dermis which includes amount of pigment mass. Since the laser pulses in nanosecond but with super high energy, the shot pigment mass swell quickly and breaks into small pieces, which will be eliminated through metabolic system.

Carbon peeling treatment

The 1064nm wavelength laser directly acts on the carbon cream, blasting the toner, and the toner absorbs pore oil and dirt. At the same time, the laser can stimulate the dermis to produce a large amount of collagen, thereby achieving the function of shrinking pores and whitening.



Treatment Range

Skin rejuvenation, skin whitening and resurfacing.

Freckles, Black spot, Age spots, Coffee spots and sun-burn spots.

Pigment of epidermis and derma layer.

Body tattoo, eyebrow tattoo and lips line.

Nevus of Ota and birthmark.



Therapy Principle



Laser Handpiece

12 Inch Touch Screen

Secure Plug Socket

Turn on/off Button



Introduction To Machine Handle

Introduction to machine handle

532nm: Red, orange, brown, stronger exfoliation

1064nm: Black, blue, deeper penetration Carbon
peeling head.

Internal laser



Internal laser

532nm: Red, orange, brown,
stronger exfoliation.



1064nm Head

Black, blue, deeper penetration



Carbon Peeling Head



1064nm Head



LASER TYPE	ND: yag laser
INPUT POWER	600W
LASER POWER	300W
OUTPUT SYSTEM	Handle tool output
LASER WAVELENGTH	1064nm&532nm
TREATMENT HEAD	Focus head 2 (1064nm&532nm)/Carbon peeling head
PULSE WIDTH	532nm:4ns/1064nm:4.5ns
ENERGY	100-2000mj (1064nm&532nm)
FREQUENCY	1-10hz
COOLANT	Distilled water
SCREEN	10.4 inch touch color screen
COOLING SYSTEM	Air+water cooling
VOLTAGE	110V±10%, 60Hz /220V±10%, 50Hz
MACHINE WEIGHT	40kg
MACHINE SIZE	400mm*500mm*1100mm
PACKAGE WEIGHT	60kg
PACKAGE SIZE	690mm*520mm*1240mm

System Advantages



Light Weight

Small size and light weight, easy to transport, saving freight costs.



High Performance

Short pulse width(4ns)
High power(940mj)
Long lifespan



Handle Design

Cost-effective laser handle design



EasyTo Use

Controllable spot size, easy to operate.



Good Cooling

High power built in water cooling system make the machine can be continually use.



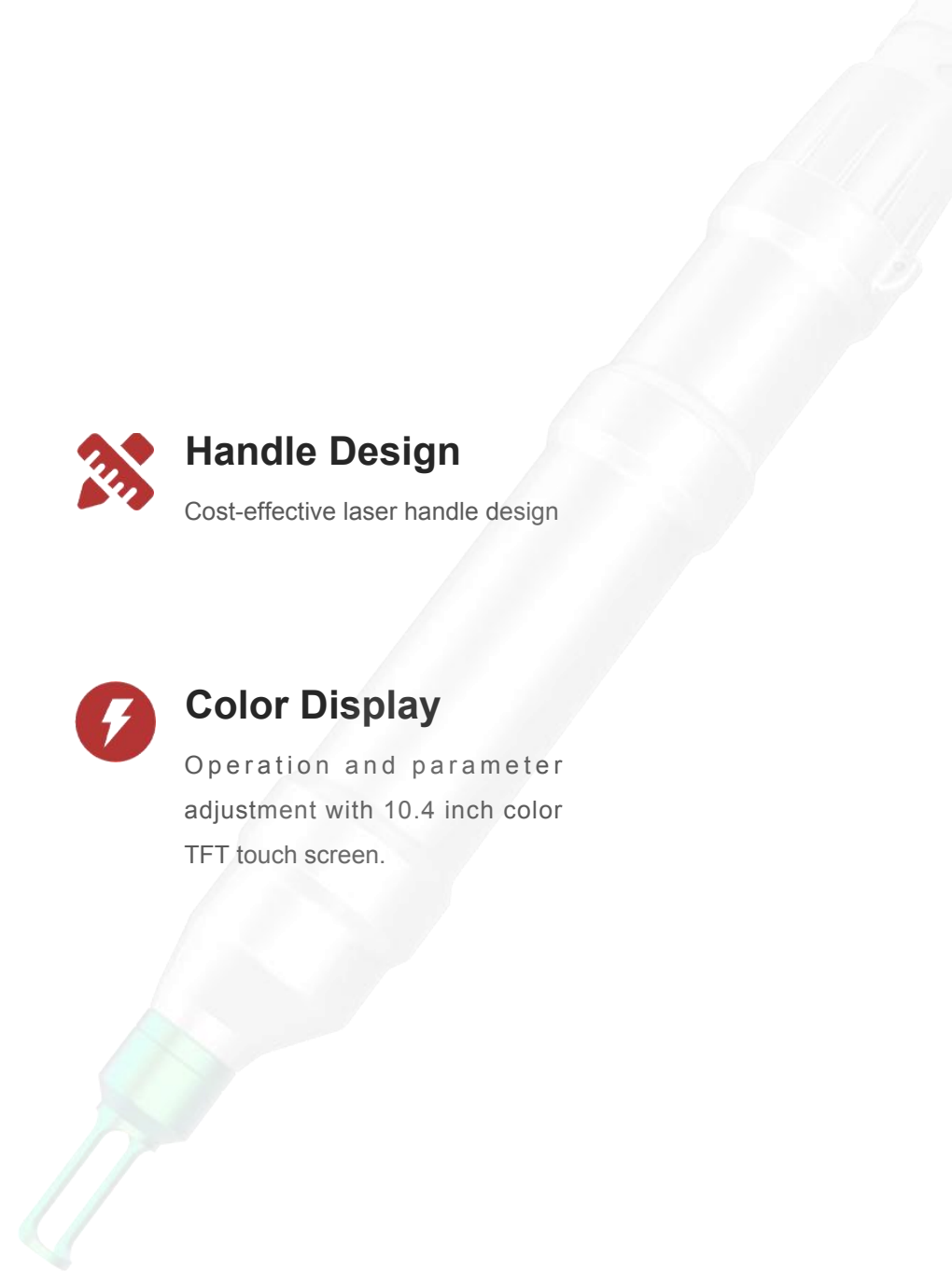
Color Display

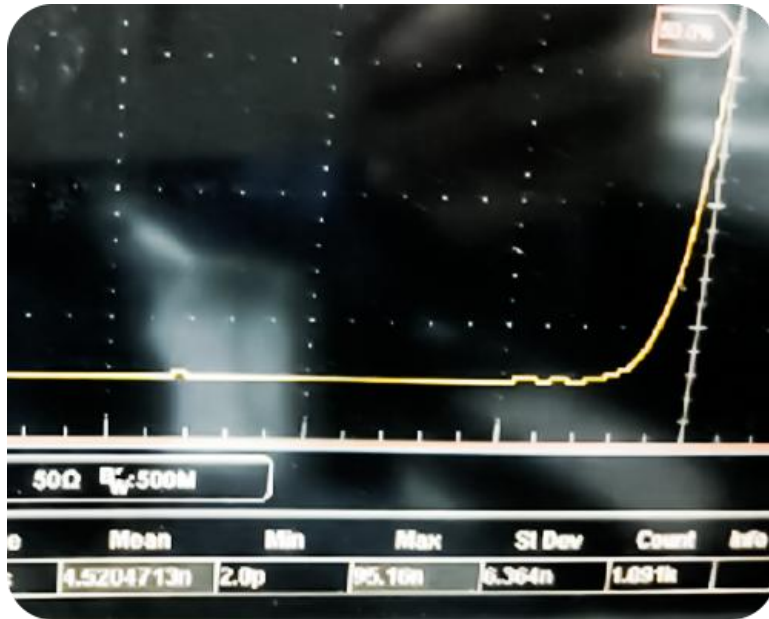
Operation and parameter adjustment with 10.4 inch color TFT touch screen.



Precise

The laser generator is located at the handle position, which is not prone to polarization.



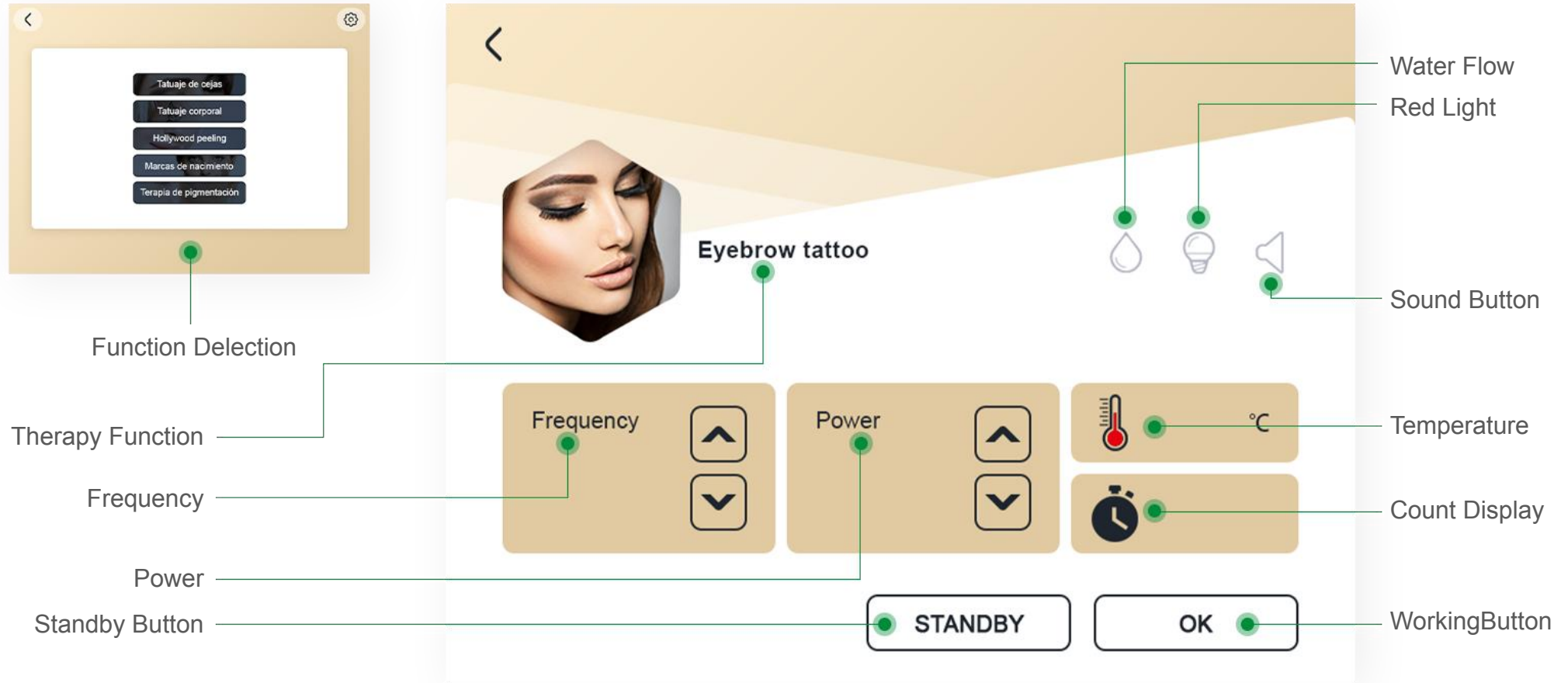


Pulse width



Rnergy Test

Interface



About Treatment



Light Weight

Small size and light weight, easy to transport, saving freight costs.



High Performance

Short pulse width(4ns)
High power(940mj)
Long lifespan



Handle Design

Cost-effective laser handle design



EasyTo Use

Controllable spot size, easy to operate.



Good Cooling

High power built in water cooling system make the machine can be continually use.



Therapy Principle



- The special pigments may fall off and the common pigments precipitate since the vaporization of skin and death of cuticle.
- There may be swelling or blood clot under skin, but it will recover in 20 to 60 days, varied with individual's skin property. Low energy density (small spot) shall be used in the treatment of the brown or red pigment with 532nm wavelength laser. Repeating operation several times if necessary but at least with 2 months interval.
- Before starting the treatment, explain to clients the possible side effect. In some cases the paint of pigment contains iron ion, which will cause the paint oxidized and make the treatment failure.
- No washing with water and sunburn after the treatment against infection and pigment precipitation.

Treatment Steps



01/Cleaning and get rid of hair on the treatment area.



02/Disinfection of treatment site.




03/The patient puts on a blindfold.



04/Operator wear protective glasses.



05/Adjusting parameters.




06/Start treatment.



07/It is recommended to apply a medical mask after treatment.

Therapy Principle

- (1) It is recommended to use a medical mask one week after treatment
- (2) It is recommended to use repair products and products that inhibit pigmentation after treatment
- (3) Customers must pay attention to sun protection after treatment: physical sunscreen, masks, umbrellas, etc.
- (4) The treatment interval is about one month. There are recommended treatment times in the parameter table. The doctor should judge whether more treatment times are needed according to the recovery situation.
- (5) Do not eat spicy food or seafood within one week after treatment.

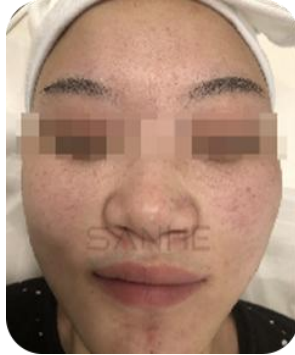


Effect

Freckle Removal



Before



After

Age spot removal



Before



After

Eyebrow Removal



Before

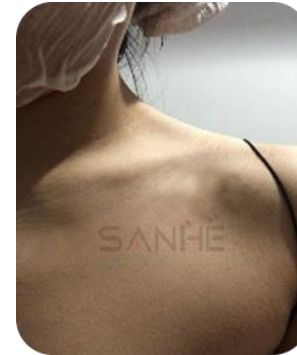


After

Tattoo Removal



Before



After